

Glass Designs

Designing your new door is easy
picking from our glass designs.



Resin Bevel
"Resin" units use created using a resin dispensing system which recreates the effect of traditional bevels. The resin is contained between two pieces of toughened glass which ensures ease of maintenance and consistency in manufacture.



Fusion Tile
With our range of fused tiles we can offer a luxury product, manufactured using the traditional techniques, for a fraction of the cost normally associated with fused glass.



Resin Lead Stained Glass
"Cadram" technology is one of the most popular methods of manufacturing decorative glass around the world and is loved by customers for its stunning looks and ease of maintenance.

Panel Range



Carter

Reagan
Roosevelt

Buckingham

Grant

Jefferson
Kennedy

Clinton

Truman

Wilson



Sandblast

The sandblast glass effect is produced by sandblasting a clear sheet of glass. This blurs images to obtain privacy, while still transmitting light.



Bevel Tile

A range of overlay bevel designs incorporate genuine lead strips, handmade coloured effect films and handcrafted bevelled glass to create 21st century decorative glass.



Monroe



Taft



Minova



Washington



Tyler



Harding



Chester



Roosevelt One
Sentiment Clear



Carter Three
Maryland Clear



Roosevelt One
Hamley Clear



Carter One
Maryland Clear



Jefferson One
Climbing Rose



Jefferson One
Dream Clear



Washington One
Legend Clear



Truman One
Tiffany Clear



Truman One
Brooklyn Clear



Truman One
Legend Clear



Reagan One
GameKeeper



Reagan One
Stag



*Clinton Two
Hollywood Clear*



*Reagan One
Diamonds Clear*



*Truman One
Inclination*



*Roosevelt One
Aspiration*



*Grant Two
Aspiration*



*Clinton Two
Aspiration*



*Carter Three
Aspiration*



*Truman One
Fascination*



Roosevelt One
Rennie Rose



Truman One
Glazed



Truman One
Classic Georgian Bar



Wilson Two
Glazed



R400 One
Georgian Bar



Washington One
Classic Georgian Bar



R400
Blue Diamonds



Carter Three
Tri Star



Clinton Two
Tri star



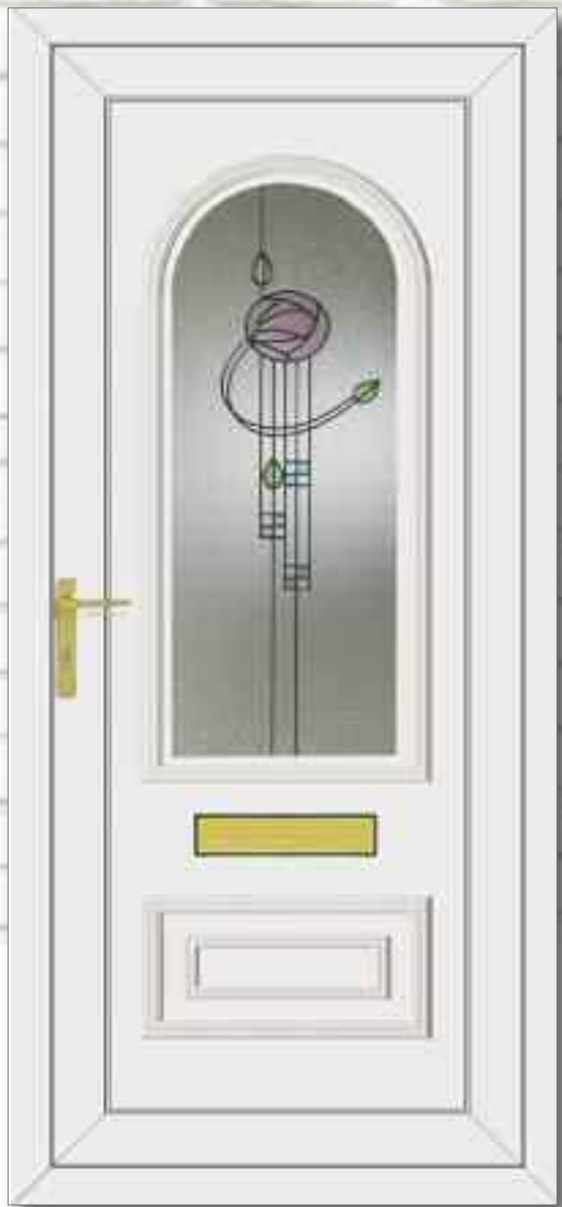
Reagan One
Cluster



Truman One
Cosmopolitan



Truman One
Classic Climbing Rose



Truman One
Finnieston



Truman
Blue Diamonds



Carter One
Georgian Bar



Carter One
Glazed



Carter One
House Number



Carter One
Country Rose



Carter Three
Diamond Lead



Carter Three
Georgian Bar



Carter Three
House Number



Roosevelt One
Georgian Bar



Carter Three
Country Rose



Carter Three
Blue Bubbles



Roosevelt One
Diamond Lead



Roosevelt One
Glazed



Roosevelt One
Carver



Roosevelt One
Rennie Ebony



Clinton Two
Blue Diamonds



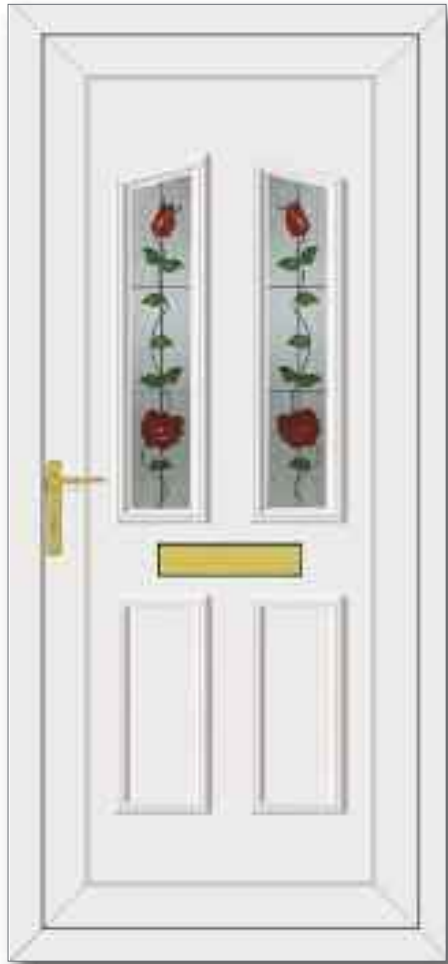
Clinton Two
Diamond Lead



Clinton Two
Red Diamonds



Clinton Two
Glazed



Clinton Two
Climbing Rose



Clinton Two
Blue Fusion Sliver



Kennedy One
Georgian Bar



Reagan One
Georgian Bar



Reagan One
Diamond Lead



Reagan One
Glazed



Reagan One
Blue Bubbles



Reagan One
Crystal



Minova One
Glazed



Minova One
Spurr



Clinton 2
Image



Grant Two
Glazed



Grant Two
Climbing Rose



Jefferson One
Glazed



Jefferson One
Pearl



Taft One
Georgian Bar



Truman One
Rennie



Tyler One
Glazed



Harding Two
Glazed



Chester One
Diamond Lead



Chester One
Georgian Bar



Chester One
Glazed



Monroe One
Glazed



Buckingham One
Georgian Bar



Washington One
Rennie Two



Taft One
Glazed



Carter Three
Impression



Carter One
Impression



Grant Two
Impression



Clinton Two
Impression



Carter One
Black Fusion



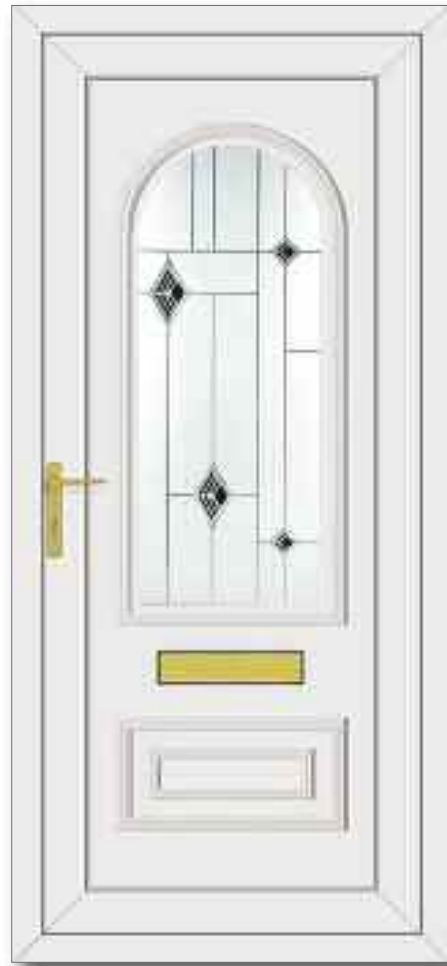
Carter Three
Black Fusion



Clinton Two
Black Fusion



Grant Two
Black Fusion



Truman One
Black Fusion



Truman One
Star



Chartwell Green
Roosevelt Sentiment



Red Carter Three
Red Tri Star



Black Hayes
Four Glazed



Green Reagan
Green Bubbles



Blue Clinton Two
Impression




Grey Hayes
Four Glazed




White Hayes
Four Glazed

Colour Range



Beige



Cream



Black



Grey



Red



Blue



Green



Irish Oak



Golden Oak



White Grain



Rosewood



Black Cherry



Chartwell
Green



013



021

Side Panels



Roosevelt Bevel
Border Side
Panel Clear

Roosevelt One
Sentiment Clear



Truman Bevel
Border Side
Panel Clear

Truman One
Tiffany Clear

Truman Bevel
Border Side
Panel Clear



Roosevelt
Diamond Lead
Side Panel

Roosevelt One
Classic Climbing Rose

Roosevelt
Diamond Lead
Side Panel



Grant
Diamond Lead
side Panel

Grant Two
Diamond Lead




Reagan
Half Panel



Clinton
Half Panel



Orleans
Half Panel



Grant
Side Panel




Roosevelt
Side Panel



Truman
Side Panel



Washington
Side Panel



Wilson
Side Panel



Clinton Inverted
Half panel



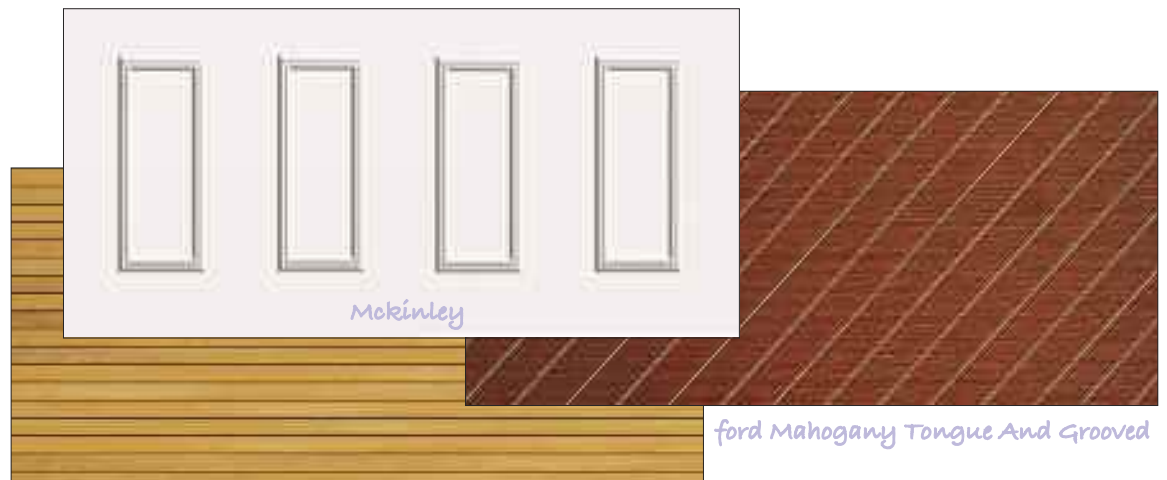
R380
Half Panel



Clinton
Quarter Panel



Reagan
Quarter Panel

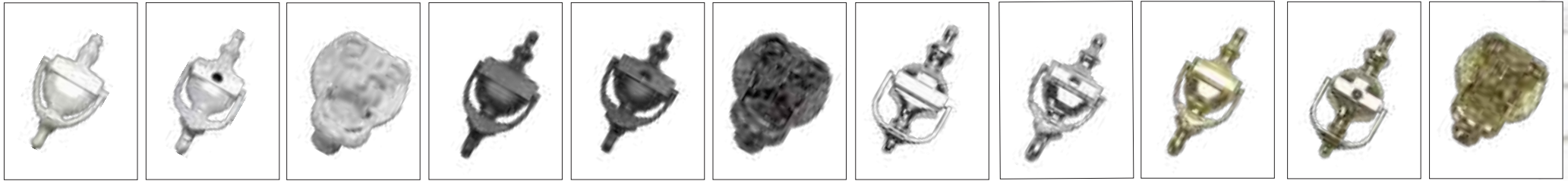


Mckinley

Hoover
Light Oak Tongue And Grooved

Ford Mahogany Tongue And Grooved

Hardware



White Urn

White Urn
Spy

White Lion
Head

Black Urn

Black Urn
Spy

Black Lion
Head

Chrome Urn

Chrome Urn
Spy


Gold Urn

Gold Urn
Spy


Gold Lion
Head



White Letterbox




Black Letterbox



Chrome Letterbox



Gold Letterbox



Stainless Steel
Letterbox



Spy Holes



Warwick™ 1



Chantilly™ 2



Minster™ 2



Flemish™ 2



Sycamore™ 2



Digital™ 3



Taffeta™ 3



Autumn™ 3



Contora™ 4



Oak™ 4




Charcoal
Sticks™ 4



Florielle™ 4



Mayflower™ 4



Arctic™ 4



Stippolyte™ 4



Pelerine™ 5



Everglade™ 5



Cotswold™ 5

Five levels of privacy are available graded from 1-5. Resin Bevels are supplied with own backing glass, no other option available. Due to the manufacturing process of Warwick™ no two pieces are the same

PLATINUM COLLECTION