


ELITE  
★ ★ ★ ★ ★  
COMPOSITE  
DOORS







## The Biggest Choice of Composite Doors in the Midlands

Composite doors are the entrance doors of choice for most homeowners. At Frame Fast UK, we manufacture composite doors in more than 30 contemporary and traditional styles, in over 30 colours, with an extensive range of glazing designs to choose from. All for customers in the Midlands looking to find the right composite door for their projects.

Frame Fast composite doors feature high security multi-point locking as standard. Security is also enhanced by the door's rigid polymer subframe and high impact resistant GRP skin. A high density insulated core offers better thermal performance and superior weather seals keep out the wind and rain.

Every composite door gets fully inspected before it leaves our factory, so it's ready to fit, right first time. And because we manufacture the composite doors in our Derby factory you'll get it a lot quicker from Frame Fast.

To find a composite door truly unique to your project, take a look through all the options available from Frame Fast UK in this brochure. It includes all the design, performance and security details you need to find the perfect door.

### Secured by Design



Official Police Security Initiative





Door Colour: Bright Pink  
Decorative Glass: Straight Imposition Pink




Door Colour: Pale Pink



Door Colour: Dusky Pink  
Decorative Glass: Straight Imposition Pink



Door Colour: Bright Pink  
Decorative Glass: Soul Pink



# Pretty in Pink!



Introducing a brand-new and exclusive Pink Door Range in support of We Mind & Kelly Matters, which aims to raise awareness of mental health and try to prevent suicide.

Door Colour: Dusky Pink  
Decorative Glass: Bold Pink



Door Colour: Pale Pink  
Decorative Glass: Spirit Pink



In usual DOORCO fashion, we didn't stop at one pink door! We've created an exclusive collection with 3 new shades of pink and brand new exclusive glass options, some designed by Jeyda, and all produced for us by Regalead. The designs are completed with the stunning Rose Gold Sweet hardware from Brisant.

20% from all pink door blank sales will go to supporting the charity on awareness of better mental health.

[www.wemindandkellymatters.co.uk](http://www.wemindandkellymatters.co.uk)

**DOORCO**  
COMPOSITE DOORS

supported by  Regalead  Sweet







### Composite Construction and GRP Skins

Manufactured using grained reinforced GRP skins, our industry leading composite door slab is the closest in appearance to wood, but without the associated maintenance requirements. Maintaining the kerb appeal of traditional timber, the construction of our door surpasses other alternatives, incorporating an LVL (Laminated Veneer Lumber) subframe to provide the strength and rigidity required for modern homes. The door protects your home from the elements, but will have minimal thermal expansion and contraction rates under extreme temperature variations which is perfectly normal. The PU foam core meanwhile reduces heat loss, providing a high level of thermal performance.



### Reglazeable Cassette System

The industry leading TriSys glazing system from ODL Europe, is a company with a 10+ year heritage in innovation, quality and added value. The game changing, 3 part TriSys glazing system allows easy installation of the glass option, and easy replacement if your choice of glass design were to change, or a breakage were to occur, without changing the front door.




### Decorative Glass

RegaLead is the largest supplier of decorative components to the glass and door industry, trading in more than 80 countries. The company offers the widest range of traditional and contemporary glass designs, so our customers have infinite options for their front door. As well as being market leaders, innovation is key, with glass specifications providing the lowest U values of any decorative glass on the market; compliance with Document Q P1A (EN356) on Security Plus units, and the pioneering stainless steel Inox glass and glazing systems.


### Glass Colour Options

Certain glass designs allow colour co-ordination of the glass to complement or contrast your choice of door colour. These are indicated by the above symbol.



### Caming Colour Options

The Simplicity decorative glass is available in either Zinc or Brass coming to complement your door furniture. It is indicated by the above symbol.



### Suited Furniture

A range of suited door handles, letterplates, door knockers and numerals are usually available, in chrome, gold, white, black and, style dependent, a selection in stainless steel which will be advised at point of order.



### Security

We recommend all doors should have the most up-to-date security hardware fitted, including multipoint locks and high security cylinders - currently specified as grade TS007.



### Low Threshold

The majority of our doors will be fabricated with a Part M compliant low threshold. There is also the option for a low PVC or Standard PVC threshold to ensure you achieve the correct floor clearance.



# Thermal Performance

Composite doors are much more thermally efficient than either timber or PVC, and our doors are manufactured to the highest quality standards, making them more thermally efficient by design.

The warm foam core allows the door to have a significantly better 'U' value than traditional timber doors, PVC skinned timber doors and steel doors, and our entire range meets with the requirements of the current Building Regulations.

There are various upgrades to glass options which increase the thermal performance of the door.

The combination should keep your home warmer and could help reduce your energy bills.







## Performance

Our door offers a truly appealing finish for the entrance of any home, with a high definition embossed and grained GRP outer skin which will look stunning for years to come. The door offers stability from the elements with its inner core of LVL encased with composite stiles and rails for protection against any water ingress. Our doors usually have a grained PVC edge to the hinge and lock side in either white, stain or paint finish.

The inner core is manufactured from high density polyurethane foam, which offers exceptional thermal efficiency and will help to reduce energy bills in comparison with traditional wooden, steel or PVC skinned solid core doors.



## Colours

With our high performance paint technology, we can offer a wide range of shades for all of our doors which can even complement the colour options on frames, and so providing a fantastic choice for the home. In most cases the doors come in white as standard on the internal side, however, for your own individual requirements we may be able to offer different or bespoke options, so please speak to our sales team for more information.

## Security - Keeping You Safe

We take security very seriously so we invested some years ago in a new breed of composite door with significantly improved security features which stand up to current and future security standards, including PAS 24 in line with Approved Document Q for new build.

### Secured by Design



Official Police Security Initiative



We recommend the use of multipoint locks as standard (which should be engaged at all times and not left on the latch) as well security hardware including TS007 standards, and high security cylinders with anti-pick, anti-bump and anti-snap capabilities. On certain style we would also recommend a high level, multipoint, slam shut lock with key entry plus security escutcheon, providing a traditional rim latch lock.

Glass units which comply with Approved Document Q must contain one pane of class P1A (EN356) glass, which must be 6.8mm, security laminated. This is available as an option on glass within our doors at a reasonable additional cost.

## Glass and Glazing - Making a Personal Statement

The visual impact of your door is enhanced by the choice of glass within. Depending on the style, you will have either a double or triple glazed unit, but all units are supplied as Energy Plus, incorporating 'Low E' glass and Argon gas filled. The glazing cassette system is re-glazeable and has passed the PAS 24 security attack tests. For back door applications you can even benefit from an integrated Venetian Blind, incorporating child-friendly, unobtrusive finger control and no loose cords.



# Traditional Doors

The range of traditional doors are designed to replicate the most popular timber doors and come with highly defined mouldings and realistic wood-grain embossing on the surface. Whether used in a Victorian home, a modern townhouse or a farmhouse cottage, these doors always add to the appearance of the entrance.

These doors are transformed by the choice of colours and decorative glass, with a vast array of door colours available and a huge range of glass options, from the simple diamonds of Classic, through to the stunning multi-faced bevelling and black chrome caming of Reflections, these doors can make a real statement.



**Dual Glazed**  
Page 12



**Dual Glazed Arch**  
Page 12



**Dual Glazed Rake**  
Page 12



**Craftsman**  
Page 16



**Craftsman Solid**  
Page 16



**Moon and Mids**  
Page 18



**Moon Only**  
Page 18



**Moon Grid**  
Page 18



**Tops and Mids**  
Page 20



**Tops Only**  
Page 20



**6 Panel Solid**  
Page 20



**Half Glazed Arch**  
Page 22



**Half Arch Grid**  
Page 22



**Half Glazed**  
Page 24



**Half Glazed Grid**  
Page 24



**3-Quarter Glazed**  
Page 26



**Cottage Diamond**  
Page 28



**Cottage 3 Diamond**  
Page 28



**Cottage Mid**  
Page 30



**Cottage Solid**  
Page 30



**Merion**  
Page 32



# Contemporary Doors

We manufacture our contemporary doors using either a Monza II, Flush or Farmhouse slab, giving your customer extra choice to ensure the door suits any home. Available with a range of carefully selected decorative glass options that enhance the look and feel of the door whilst maintaining the clean good looks.



Monza II Solid  
Page 36



Monza II  
Augusta Long  
Page 36



Monza II  
Augusta  
Page 38



Monza II Square  
Page 40



Seminole  
Page 42



Oakmont  
Page 44



Twin Moon  
Page 46



Vilamoura  
Page 47



Augusta  
Page 48



Full Narrow  
Page 49

# Inox Doors

For a more modern, European look, choose our Inox doors using the stunning Inox satinless steel frames. Speak to our Trade Counter for more information.



Inox Barcelona



Inox Nice



Inox Lyon



Inox Munich



Inox Monaco



Inox Paris/Biarritz

# Sidelight Options

For larger openings, a range of sidelights to complement the composite door are available (see page 50). With a multitude of decorative and complementary glass choices, sidelights are designed to be an integral part of your entrance. For further details, speak to our sales team.



# Door and Frame Colour Options

Our colour collection has been specially designed to help you put together the perfect colour palette for your door. Every home is different and our beautiful range of colours combines both muted heritage shades and bolder vibrant options, to harmonise with your home and to keeping it looking good for years to come.

## Standard Colours

A range of 9 external colours with a white interior as standard. Coloured both sides is a cost option.



## Premium Colours



Our range of 37 premium colours are created using state-of-the-art coating technologies as used in the yacht industry. The paint has been prepared to the recommended gloss level which range from a Semi-Matt, Satin or Semi-Gloss sheen dependent upon colour.





## RAL Colours

Any RAL colour is available from Frame Fast UK as a special order. Here are a small selection of the most requested colours as an example:




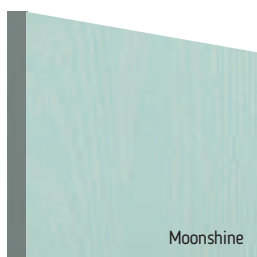









## New Patina Colours

An exciting range of 6 new patina colours are now available exclusively for our Monza II door. See page 35 for details.



If you prefer something more personal, we are able to provide your door and frame in any RAL or Farrow & Ball colour you want.



Door colours shown in this brochure should be used for guidance only. We have made every effort to match the colour and stain you see in the brochure so it's as close as possible to our paint when applied to the doors. Due to the nature of the product it is applied to, there is sometimes a difference between them which we cannot avoid. The colour, intensity and sheen level may differ from the paper print version and we do not accept any liability for this for whatever reason. To ensure that you are getting the right colour on your door, ask for your Frame Fast UK colour swatch.

# Dual Glazed

## Traditional Doors

Our most popular composite door option which is now available in a choice of three glazing styles.



Dual Glazed



Dual Glazed Arch



Dual Glazed Rake





Door Colour: **Slate**  
Decorative Glass: **Prairie**



Door Colour: **Cotswold**  
Decorative Glass: **Crystal Flowers**



Door Colour: **Chartwell Green**  
Decorative Glass: **Milan**



Door Colour: **Twilight**  
Decorative Glass: **Cotswold**



Door Colour: **Anthracite Grey**  
Decorative Glass: **Greenwich**



Door Colour: **Stormy Seas**  
Decorative Glass: **New Orleans**



Door Colour: Marsala  
Decorative Glass: Beaumont



Door Colour: Very Berry  
Decorative Glass: Reflections



Door Colour: California  
Decorative Glass: Classic



Door Colour: Irish Oak  
Decorative Glass: Flair



Door Colour: Caribbean Blue  
Decorative Glass: Trio Diamond



Shown with Arch glazing option

Door Colour: Cream White  
Decorative Glass: Elegance





Door Colour: Twilight  
Decorative Glass: Modena



Door Colour: Chartwell Green  
Decorative Glass: Simplicity Zinc



Door Colour: Agate Grey  
Decorative Glass: Tahoe (Black Only)



Door Colour: Clay  
Decorative Glass: Roma



Shown with Rake glazing option

Door Colour: Diablo  
Decorative Glass: Diamonds



Door Colour: Putty  
Decorative Glass: Satin



# Craftsman

## Traditional Doors

Reminiscent of the door styles of the 1930's, the Craftsman door is available as a solid door option as well as a glazed version.



Door Colour: Golden Oak | Decorative Glass: New Orleans



Craftsman



Craftsman Solid





Door Colour: **Mushroom**  
Decorative Glass: **Reflections**



Door Colour: **Wedgewood**  
Decorative Glass: **Havana**



Door Colour: **Twilight**  
Decorative Glass: **Crystal Flowers**



Door Colour: **Clay**  
Decorative Glass: **Dorchester Amber**



Door Colour: **Shadow**  
Decorative Glass: **Beaumont**



Door Colour: **Victory Blue**  
Decorative Glass: **Prairie**



# Moon and Mids

## Traditional Doors

A traditional favourite with just a hint of modern, the Moon and Mids is also available in Moon Only and Grid options as shown below.



Moon and Mids



Moon Only



Moon Grid






Door Colour: **Nimbus**  
Decorative Glass: **Classic**



Door Colour: **Clotted Cream**  
Decorative Glass: **Dorchester Green**



Door Colour: **French Blue**  
Decorative Glass: **Elegance**



Door Colour: **Mulberry**  
Decorative Glass: **Reflections**



**ELITE**



**COMPOSITE  
DOORS**

All of our composite doors are fabricated with a BSI PAS24 Enhanced Security rating, with a 3-Star barrel as standard.



Door Colour: **Slate**  
Decorative Glass: **Milan**



Door Colour: **Victory Blue**  
Decorative Glass: **Kensington**




Door Colour: **Chartwell Green**  
Decorative Glass: **Trio Diamond**



**Moon Only  
Option**

Door Colour: **Rosewood**  
Decorative Glass: **Simplicity Brass**



# Tops and Mids

## Traditional Doors

The traditional six-panel door can be enhanced with either two or four small glazing details.



Door Colour: VeryBerry | Decorative Glass: Murano Black



Tops and Mids



Tops Only



6 Panel Solid





Door Colour: Shadow  
Decorative Glass: Classic



Door Colour: Cotswold  
Decorative Glass: Dorchester Blue



Door Colour: Bolero  
Decorative Glass: Kensington



Door Colour: Anthracite Grey  
Decorative Glass: Murano Black



Whether it's contemporary, classic or a more modern look you prefer, we have a wide range of hardware options to achieve your perfect look

Door Colour: Stormy Seas  
Decorative Glass: Reflections



Door Colour: Putty  
Decorative Glass: Trio Diamond



Door Colour: Bahia Blue  
Decorative Glass: Milan



Tops Only  
Option

Door Colour: Chartwell Green  
Decorative Glass: Greenwich



# Half Glazed Arch

Traditional Doors

The large glazed area of the Half Glazed Arch can also be enhanced with the Grid option.




Door Colour: Cotswold | Decorative Glass: Elegance



Half Glazed Arch



Half Glazed Arch Grid





Door Colour: **Slate**  
Decorative Glass: **Modena**



Door Colour: **Very Berry**  
Decorative Glass: **Prairie**



Door Colour: **Sage**  
Decorative Glass: **Diamond Bevels**



Door Colour: **Red**  
Decorative Glass: **French**



Shown with Grid glazing option

Door Colour: **Azure**  
Decorative Glass: **GridLite Etch**



Door Colour: **Cream White**  
Decorative Glass: **Reflections**



Door Colour: **Emerald**  
Decorative Glass: **Simplicity Zinc**



# Half Glazed

## Traditional Doors

With its large glazed area, the Half Glazed lets light flood through. Also available in Grid and our unique integral blind options.




Door Colour: Black | Decorative Glass: New Orleans



Half Glazed



Half Glazed Grid







Door Colour: **Golden Oak**  
Decorative Glass: **Elegance**




Door Colour: **Green**  
Decorative Glass: **Simplicity Zinc**



Door Colour: **Citrine**  
Decorative Glass: **Kensington**



Door Colour: **Olive Grove**  
Decorative Glass: **Linear**



Door Colour: **White**  
Decorative Glass: **Integrated Venetian Blind**



Door Colour: **Moonshine with matching frame**  
Decorative Glass: **Reflections**



Door Colour: **Clay**  
Decorative Glass: **GridLite Etch**



### Integrated Venetian Blind

Cleverly encapsulated within the insulated glass cavity, the Venetian blind provides a zero-maintenance solution to our Half Glazed door style. The blind can be easily raised, lowered and tilted using the unobtrusive fingertip control on the edge of the frame.



# 3-Quarter Glazed

Traditional Doors

With its American style, the 3-Quarter Glazed door is proving to be as popular here in the UK.





Door Colour: Agate Grey  
Decorative Glass: Bespoke Glazing



Door Colour: Diablo  
Decorative Glass: Crystal Flowers



Door Colour: Cream White  
Decorative Glass: Reflections



Door Colour: Black  
Decorative Glass: New Orleans



Bespoke glass designs  
are available to make  
sure you stand out  
from the crowd!



Door Colour: Nimbus  
Decorative Glass: Horizon



Door Colour: Clotted Cream  
Decorative Glass: Designer Etch Grey



Door Colour: Twilight  
Decorative Glass: Richmond



Door Colour: Silver Grey  
Decorative Glass: Modena





# Cottage Diamond

## Traditional Doors

Unlike other 'cottage' doors in the market, the Cottage Diamond has a unique 'offset etched' detailing and comes in two glazing styles.




Door Colour: Chartwell Green | Decorative Glass: Bullseye



Cottage Diamond



Cottage 3 Diamond






Door Colour: **Golden Oak**  
Decorative Glass: **Kensington**



Door Colour: **Slate**  
Decorative Glass: **Greenwich**



Door Colour: **Clotted Cream**  
Decorative Glass: **Simplicity**



Door Colour: **Sage**  
Decorative Glass: **Dorchester**



Shown with Cottage 3 Diamond option

Door Colour: **Wedgewood**  
Decorative Glass: **New Orleans**



Shown with Cottage Square option

Door Colour: **Clay**  
Decorative Glass: **Aurora**





# Cottage Mid

## Traditional Doors

Unlike other 'cottage' doors in the market, the Cottage Mid has a unique 'offset etched' detailing and comes in two glazing styles.




Door Colour: Wedgewood | Decorative Glass: Classic



Cottage Mid



Cottage Solid






Door Colour: **Slate**  
Decorative Glass: **Reflections**



Door Colour: **Moonshine**  
Decorative Glass: **New Orleans**



Door Colour: **Agate Grey**  
Decorative Glass: **Aurora**



Door Colour: **Anthracite Grey**  
Decorative Glass: **Murano**



Bespoke coloured doors also available


Door Colour: **Victory Blue**  
Decorative Glass: **Prairie**



Door Colour: **Irish Oak**  
Decorative Glass: **Dorchester Amber**



Door Colour: **Mushroom**  
Decorative Glass: **Elegance**



Door Colour: **Mulberry**  
Decorative Glass: **Trio Diamond**






# Merion

Traditional Doors

The Merion is available with a complementary glass range designed specifically for this door style



Door Colour: Black | Decorative Glass: Etch Numbers





Door Colour: **White**  
Decorative Glass: **Clear**



Door Colour: **Chartwell Green**  
Decorative Glass: **Kensington**



Door Colour: **Silver Grey**  
Decorative Glass: **Cotswold**



Door Colour: **Putty**  
Decorative Glass: **Stippolyte**



Door Colour: **Anthracite Grey**  
Decorative Glass: **New Orleans**



Door Colour: **Very Berry**  
Decorative Glass: **Satin**





# Monza II Contemporary Doors

With its contemporary linear etched detailing, the Monza II is a stunning door available with contemporary glazing detail or as a solid door.

Door colours shown in this brochure should be used for guidance only. We have made every effort to match the colour and stain you see in the brochure so it's as close as possible to our paint when applied to the doors. Due to the nature of the product it is applied to, there is sometimes a difference between them which we cannot avoid. The colour, intensity and sheen level may differ from the paper print version and we do not accept any liability for this for whatever reason. To ensure that you are getting the right colour on your door, ask for your Frame Fast UK colour swatch today.




Mocha Woodgrain



Stone Grey Woodgrain



Forest Grey Woodgrain



Alaskan Birch Woodgrain



## New Range of Patina Colours

The Monza II door range is now available in 6 unique patina stained handcrafted finishes, each base colour has a carefully selected complementary patina stain designed specifically to enhance the Monza's contemporary slab detailing.

| Alaskan Birch Woodgrain




| Stone Grey Woodgrain




| Mocha Woodgrain




| Anthracite Woodgrain



| Forest Grey Woodgrain



| Slate Grey Woodgrain



Door Colour: Stone Grey Woodgrain

# Monza II Augusta Long

Grained Contemporary Doors


With its contemporary linear etched detailing, the Monza II is a stunning door available with contemporary glazing detail or as a solid door.



Monza II Augusta Long



Monza II Solid







Automatic multi-point locking system - locks automatically as soon as the door is closed







# Monza II Augusta

Grained Contemporary Doors

With its contemporary linear etched detailing, the Monza II is a stunning door available with contemporary glazing detail or as a solid door.



Door Colour: Silver Grey | Decorative Glass: Chelsea



Monza II Augusta



Solid Option





Left  
Option

Door Colour: Irish Oak  
Decorative Glass: Kensington



Right  
Option

Door Colour: Victory Blue  
Decorative Glass: Reflections



Left  
Option

Door Colour: Shadow  
Decorative Glass: Simplicity Zinc



Right  
Option

Door Colour: Wedgewood  
Decorative Glass: Satin



Centre  
Option

Door Colour: Alaskan Birch  
Decorative Glass: Horizon



Centre  
Option

Door Colour: Military Grey  
Decorative Glass: Aurora



# Monza II Square

Grained Contemporary Doors

With its contemporary linear etched detailing, the Monza II is a stunning door available with contemporary glazing detail or as a solid door.





Door Colour: **Mushroom** | Decorative Glass: **Millennium**



Monza II Square 4



Monza II Square 3





Left  
Option

Door Colour: **Clotted Cream**  
Decorative Glass: **Kensington**



Centre  
Option

Door Colour: **Twilight**  
Decorative Glass: **Satin**



Right  
Option

Door Colour: **Nimbus**  
Decorative Glass: **Simplicity**



Left  
Option

Door Colour: **Agate Grey**  
Decorative Glass: **New Orleans**



Centre  
Option

Door Colour: **Sage**  
Decorative Glass: **Greenwich**



Right  
Option

Door Colour: **Stone Grey**  
Decorative Glass: **Aurora**



# Seminole

## Grained Contemporary Doors

The Seminole is a very popular contemporary door design with an abundance of glazing options and positions.



Door Colour: Clay 1 Decorative Glass: Finesse



Seminole 4



Seminole 3





Door Colour: **Golden Oak**  
Decorative Glass: **Classic**




Door Colour: **Mulberry**  
Decorative Glass: **Tahoe (Black Only)**




Door Colour: **Chartwell Green**  
Decorative Glass: **Linear**



Door Colour: **Florida**  
Decorative Glass: **Greenwich**



**ELITE**  
★★★★★  
**Trending Colours**



**Cottage Option**  
Door Colour: **Clotted Cream**  
Decorative Glass: **Cascata**



**Cottage Option**  
Door Colour: **Anthracite Grey**  
Decorative Glass: **New Orleans**



**Cottage Option**  
Door Colour: **Stormy Seas**  
Decorative Glass: **Milan**



**Cottage Option**  
Door Colour: **Sage**  
Decorative Glass: **Roma**



# Oakmont

Grained Contemporary Doors

A stunning new design using colour matched cassettes for all colour options.



Door Colour: Sage | Decorative Glass: Greenwich



Oakmont



Monza II Oakmont





Door Colour: Moonshine  
Decorative Glass: Stippolyte



Door Colour: Diablo  
Decorative Glass: Kensington



Door Colour: Nimbus  
Decorative Glass: Simplicity Zinc



Door Colour: Black  
Decorative Glass: Montreal



Door Colour: Mulberry  
Decorative Glass: Satin



Shown in Monza II Option  
Door Colour: Silver Grey  
Decorative Glass: Tahoe (Black Only)




# Twin Moon

Grained Contemporary Doors

The facing curves of the glazing detail make a truly modern statement in the Chantilly door.



Door Colour: Black | Decorative Glass: Cascata



Door Colour: Agate Grey  
Decorative Glass: Classic



Door Colour: Twilight  
Decorative Glass: Milan



Farmhouse Option  
Door Colour: Nimbus  
Decorative Glass: Trio Diamond



Farmhouse Option  
Door Colour: Shadow  
Decorative Glass: Murano





Door Colour: **Anthracite Grey**  
Decorative Glass: **New Orleans**



Door Colour: **Marsala**  
Decorative Glass: **Reflections**



Door Colour: **Emerald**  
Decorative Glass: **Greenwich**



**Farmhouse  
Option**

Door Colour: **French Blue**  
Decorative Glass: **Roma**



# Vilamoura

Grained Contemporary Doors

The inline slim glazing details on the Vilamoura door is inspired by the European door look.



Door Colour: **Shadow** | Decorative Glass: **Milan**




# Augusta

## Grained Contemporary Doors

With its simple, slim glazed panel and parallel pull handle, the Augusta has a clean modern style.



Door Colour: Clotted Cream | Decorative Glass: Aurora



Door Colour: Bolero  
Decorative Glass: Matrix



Door Colour: Sage  
Decorative Glass: Reflections



Door Colour: Victory Blue  
Decorative Glass: Horizon



Door Colour: Citrine  
Decorative Glass: Simplicity





Door Colour: **Slate**  
Decorative Glass: **Richmond**




Door Colour: **Very Berry**  
Decorative Glass: **Linear**



Door Colour: **Clay**  
Decorative Glass: **Reflections**



Door Colour: **Olive Grove**  
Decorative Glass: **Trio Diamond**




# Full Narrow

Grained Contemporary Doors

A full length decorative glass alternative to the standard Augusta.



Door Colour: **French Blue** | Decorative Glass: **Deco**



# Composite Sidepanel Options

For homes with larger openings, we offer a range of sidelight options to complement your door. This option is available with full, matching decorative glass. Size restrictions apply which are shown on page 76.



Dual Glazed

Dual Glazed Arch

Dual Glazed Rake  
(Left)

Dual Glazed Rake  
(Right)

Full Narrow

Tops & Mids

Tops Only

Solid



Door Colour: Agate Grey  
Decorative Glass: Beaumont



Door Colour: Shadow  
Decorative Glass: Reflections



Door Colour: Anthracite Grey  
Decorative Glass: New Orleans



# Decorative Glass Options

Decorative Glass transforms doors and makes a personal statement and we offer a range of styles to suit all budgets and tastes from the contemporary to the traditional. All our decorative glass is manufactured to the highest possible standards and can come as Energy Plus incorporating 'Low E' glass and Argon gas to give a centre pane 'U' value of 1.1 and to ensure that all our doors meet Door Energy Rating level of B as a minimum.



**Aurora**

Aurora is modernity at its best. Using the latest weld-free cameing technology in stunning matt black, Aurora is a modern take on decorative glass which will complement any contemporary door.



**Beaumont**

The Beaumont is reminiscent of designs used in the Victorian period. It uses a combination of vibrant coloured glasses against a background of softly rippled glass, with blackened comes.



**Bullseye**

We have taken the traditional bullion and created a unit that is suitable for use in a modern door. With its deep, effective circular indentations, this will enhance any cottage style door.



**Cascata**

Inspired by the ocean and the ripples of moving water, Cascata is a truly modern take on patterned glass. Light shimmers off the undulations to create a stunning decorative glass.



**Chelsea**

Combining our soft acid etched Difuso glass with the deeper texture of the sandblasted design creates a modern, striking glass perfectly suited for contemporary doors.


For  
Clear and  
Obscure  
Glass  
Options

See Page 55




**Classic**

Simple yet striking. The brilliant-cut and bevelled diamond shapes are set off against the subtly textured glass. A clean and simple design has proven to be one of our most popular designs.




**Crystal Flowers**

Crystal Flowers combines intricate bevel work and soft water glass against a background of obscure etched glass. The central flower motif will make a stunning focal point for any door.



**Deco**


Exclusively commissioned by glass artisans, Deco uses a sophisticated frosted backing glass coupled with clear dividing lines that create a simple, elegant and highly desirable contemporary design.



**Designer Etch**

The delicately shaped clear glass bevels glisten against the etched glass and create a look of understated and tasteful elegance.





### Diamonds

A simple yet classic design that continues to be a favourite and complements anything from a country cottage to a smart town house. With a choice of either bevelled glass or six vibrant colourways, combined with a wide range of textured glass backing options, Diamonds is destined to become everyone's best friend.  
**Available in: Blue, Green, Grey, Frost, Purple, Red or Clear Bevel**



### Dorchester

Genuine coloured Spectrum Glass with blackened comes combine to create this stunning leadlight design, reminiscent of the Victorian era. With Dorchester, you can now have all the benefits of traditional leadlights, with the performance and thermal properties you would expect in your door.  
**Available in 3 border colours: Amber, Blue or Green**



### Eiger

This European style design is produced using high grade brushed stainless Inox elements, that are bonded to the centre pane of glass. This combination provides a unique contrast.




### Elegance

Create a timeless and stunning visual statement. Fluid lines, generous curves and inspirational design combine with extraordinary craftsmanship to produce an outstanding focus for your home.



### Element

The bold rectangular bevelled glass pieces are set against a background of softly textured stippled and Chord™ glass to create the beautiful simplicity of our Element glass design.



### Etch Squares

This European style design is produced using high grade brushed stainless Inox elements, that are bonded to the centre pane of glass. This combination provides a unique contrast.



### Flair

The sweeping polished zinc comes beautifully with the combination of the ever popular glue chip and Kasumi textured glasses to create a simple minimalist design option.



### Finesse

The delicate floral motifs of the Finesse design, combined with the glistening multi-faceted jewels, are guaranteed to transform the entrance to your home.



### French

The French range 'boozes' class with its elegant shape, beautiful curves and light refractive qualities and is rightfully one of our most popular options. The Turnberry door option also comes with the option of a coloured border which makes a dramatic statement in any home.  
**Available in 4 border colours: Emerald, Onyx, Ruby or Sapphire**



### Greenwich

The concentric squares inside a band of sandblasted glass is a subtle take on our Tahoe design. The Difuso glass ensures high levels of privacy whilst maintaining light transmission.




### GridLite Etch

Simulated divided lights create the look of individual panes of glass, whilst maintaining the performance benefits of a single double glazed unit.



### Havana

A sophisticated, contemporary design incorporating various glass textures with clear 'came' lines. Havana is a twist on lineal Art Deco period style.



### Horizon

Using the 'weld-free' chrome finish aluminium comes, combined with bevelled glass pieces and etched Millenium glass, Horizon is a truly stunning yet simple design.





### Kensington

The Kensington range of glass is simplistic, but elegant. The clear border combined with satin centre allows just the perfect amount of light to flood through the entrance of your home.




### Linear

Combining etched glass and clear brilliant cut lines, Linear is the epitome of contemporary minimalist style. The etched glass offers a high level of privacy in your home.



### Masterline

A contemporary glass, Masterline has an almost industrial feel with its strong bold lines. It is particularly suitable for use in contemporary door designs.



### Matrix

Laser-cut stainless steel elements incorporated into a modern, polished zinc design. The striking steel pieces are offset against a background of 'Rain' glass and small bevelled elements.



### Milan

A modern yet understated, sleek decorative door glazing. A blend of deep cut glass bevels and 'reed' highly obscure backing glass combine perfectly to reveal an extremely alluring finish.



### Millennium

Millennium is a totally different and modern way of adding obscurity to any door. Linear etched lines cascade down both sides of the glass offering a real depth and decorative dimension.



### Murano

Inspired by the masters of elegance, the Murano 'oozes' Italian flair and charm. An imaginative fusion of linear motifs and bold sweeping curves, Murano is our most popular design. With the option of five colourways to complement your door colour, it creates a truly personal statement.  
**Available in: Black, Blue, Green, Purple or Red.**



### Modena

A modern twist on a traditional technique, Modena combines hand-cut textured glass pieces, contemporary fused glass elements and polished zinc coming.




### New Orleans

The complex bevelled design combined with stunning textured glass creates a design with undoubted curb appeal and 'Wow Factor'.



### Prairie

The purity of this linear range draws its inspiration from Frank Lloyd Wright. Hints of cubism come together with leading edge glass technology to create a wonderful multi-textured finish.



### Quartz

A stunningly simple design, Quartz is created using hand cut glass centres, that are polished and bonded within a clear border. The contrast offers a beautiful combination.



### Reflections

Stunning black chrome coming combined with satin and grey bevelled glass pieces, Reflections makes a striking statement encapsulated inside a double glazed unit for easy cleaning.



### Richmond

The multi-width lines of Difuso soft acid etched glass contrast beautifully with the deeper texture of the sandblasting to create a truly modern design.



### Roma

An imaginative fusion of linear design and bold sweeping curves. The Roma design with its sparkling glass bevels, are set against a background of etch-effect glass.



### Simplicity


The epitome of minimalism and clean good looks. With polished zinc or brass\* coming and an appealing multi-textured inset finish, this design looks at home in any setting.





### Tacoma

Takoma is designed to focus on European styling that suits the door that surrounds them. Contemporary, clean, simple etched designs that have proved very popular.



### Tahoe

By combining Fusion glass tiles with small stainless steel elements and etched glass, Tahoe is a strikingly modern glazing option that is ideally suited for contemporary doorsets. With a range of five colour options in the Fusion tiles, the glass can be manufactured to complement your door colour beautifully.  
**Available in: Black, Blue, Green, Purple or Red.**



### Trio Diamonds

The finest quality of hand crafted decorative triple-glazing with a contemporary zinc finish. Luxury crystal cut bevels are sealed securely between 2 panes of safety glass to ensure good looks for many years to come.



### Yukon

Yukon is designed to focus on European styling that suits the door that surrounds them. Contemporary, clean, simple etched designs that have proved very popular.




### Zinc Star

Simple in design, Zinc Art Star combines glue chipped star bevels with a zinc coming. The decorative bevelled elements stand out from the neutral obscure glass that surrounds them.

## Clear or Obscure Glass Options

The majority of our door styles are also available in a standard range of 4 carefully selected Low-E toughened patterned glass options or Low-E toughened clear glass. (Laminated versions also available)



### Minster

Minster pays homage to historic hammered glass and is most suited to period homes or more traditional door styles.



### Pinpoint/Stipolyte

The timeless appeal of this stipple effect glass makes it one of our most popular options. The surface texture offers very high levels of obscurity and the design suits most door and house styles.



### Rain/Cotswold

A more heavily textured pattern resembling water cascading over a surface. It is one of our most popular patterns and is especially suitable for doors that require higher levels of privacy.



### Satin

Satin glass is an acid etched glass that offers high levels of privacy. It is a very neutral finish similar to sandblast and is ideal for use in both traditional and contemporary doors.

# Decorative Glass Availability

With a multitude of glass designs, options and door styles to choose from, our decorative glass range allows you to personalise your home effortlessly.



| Grained Traditional Doors | Dual Glazed | Dual Glazed Arch | Dual Glazed Rake | Craftsman | Moon and Mids | Moon Only | Moon Grid | Tops and Mids | Tops Only | Half Glazed Arch | Half Glazed Arch Grid | Half Glazed | Half Glazed Grid | 3-Quarter Glazed | Cottage Diamond 1 & 3 | Cottage Square | Cottage Mid | Merion |
|---------------------------|-------------|------------------|------------------|-----------|---------------|-----------|-----------|---------------|-----------|------------------|-----------------------|-------------|------------------|------------------|-----------------------|----------------|-------------|--------|
| Aurora                    |             |                  |                  |           |               |           |           |               |           |                  |                       |             |                  | ■                | ■                     | ■              | ■           |        |
| Beaumont                  | ■           | ■                | ■                | ■         |               |           |           |               |           |                  |                       |             |                  |                  |                       |                |             |        |
| Bullseye                  |             |                  |                  |           |               |           |           |               |           |                  |                       |             |                  |                  | ■                     | ■              |             |        |
| Cascata                   |             |                  |                  |           | ■             | ■         |           | ■             | ■         |                  |                       |             |                  | ■                |                       |                | ■           |        |
| Chelsea                   |             |                  |                  |           |               |           |           |               |           |                  |                       |             |                  |                  |                       |                |             |        |
| Classic                   | ■           | ■                | ■                |           | ■             | ■         |           | ■             | ■         | ■                |                       |             |                  |                  |                       |                | ■           |        |
| Crystal Flowers           | ■           | ■                | ■                | ■         |               |           |           |               |           |                  |                       |             |                  | ■                |                       |                |             |        |
| Deco                      |             |                  |                  |           |               |           |           |               |           |                  |                       |             |                  |                  |                       |                |             |        |
| Designer Etch Grey        |             |                  |                  |           |               |           |           |               |           |                  |                       |             |                  | ■                |                       |                |             |        |
| Diamonds                  | ■           | ■                | ■                |           |               |           |           |               |           |                  |                       |             |                  |                  |                       |                |             |        |
| Dorchester                | ■           |                  |                  | ■         | ■             | ■         |           | ■             | ■         |                  |                       |             |                  |                  | ■                     |                | ■           |        |
| Eiger                     |             |                  |                  |           |               |           |           |               |           |                  |                       |             |                  |                  |                       |                |             |        |
| Elegance                  | ■           | ■                | ■                |           | ■             | ■         |           | ■             | ■         | ■                |                       | ■           |                  |                  |                       |                | ■           |        |
| Element                   |             |                  |                  |           |               |           |           |               |           |                  |                       |             |                  |                  |                       |                |             |        |
| Etch Squares              |             |                  |                  |           |               |           |           |               |           |                  |                       |             |                  |                  |                       |                |             |        |
| Flair                     | ■           | ■                | ■                |           | ■             | ■         |           | ■             | ■         |                  |                       |             |                  |                  |                       |                | ■           |        |
| Finesse                   |             |                  |                  |           |               |           |           |               | ■         |                  |                       |             |                  |                  |                       |                |             |        |
| French                    |             |                  |                  |           |               |           |           |               |           | ■                |                       |             |                  |                  |                       |                |             |        |
| Greenwich                 | ■           | ■                | ■                |           |               |           |           |               | ■         |                  |                       |             |                  |                  | ■                     | ■              |             |        |
| GridLite Etch             |             |                  |                  |           |               |           | ■         |               |           |                  | ■                     |             | ■                |                  |                       |                |             |        |
| Havana                    |             |                  |                  | ■         |               |           |           |               |           |                  |                       |             |                  | ■                |                       |                |             |        |
| Horizon                   |             |                  |                  |           |               |           |           |               |           |                  |                       |             |                  | ■                |                       |                |             |        |
| Kensington                | ■           |                  |                  | ■         | ■             | ■         |           | ■             | ■         | ■                |                       | ■           |                  | ■                | ■                     | ■              | ■           | ■      |
| Linear                    | ■           |                  |                  |           |               |           |           |               | ■         |                  |                       | ■           |                  |                  |                       |                |             |        |
| Masterline                |             |                  |                  |           |               |           |           |               |           |                  |                       |             |                  |                  |                       |                |             |        |
| Matrix                    | ■           |                  |                  |           |               |           |           | ■             | ■         |                  |                       |             |                  |                  |                       |                | ■           |        |
| Milan                     | ■           | ■                | ■                |           | ■             | ■         |           | ■             | ■         |                  |                       |             |                  |                  |                       |                | ■           |        |
| Millennium                |             |                  |                  |           |               |           |           |               | ■         |                  |                       |             |                  |                  |                       | ■              |             |        |
| Modena                    | ■           |                  |                  |           |               |           |           | ■             | ■         | ■                |                       |             |                  | ■                |                       |                | ■           |        |
| Murano                    | ▲           | ▲                | ▲                |           | ■             | ■         |           | ■             | ■         |                  |                       |             |                  |                  |                       |                | ■           |        |
| New Orleans               | ■           |                  |                  | ■         |               |           |           | ■             | ■         |                  |                       | ■           |                  | ■                | ■                     | ■              | ■           | ■      |
| Prairie                   | ■           | ■                | ■                | ■         | ■             | ■         |           | ■             | ■         | ■                |                       | ■           |                  | ■                |                       |                | ■           |        |
| Quartz                    |             |                  |                  |           |               |           |           |               |           |                  |                       |             |                  |                  |                       |                |             |        |
| Reflections               | ■           |                  |                  | ■         | ■             | ■         |           | ■             | ■         | ■                |                       | ■           |                  | ■                |                       |                | ■           |        |
| Richmond                  |             |                  |                  |           |               |           |           |               |           |                  |                       |             |                  | ■                |                       |                |             |        |
| Roma                      | ■           | ■                | ■                |           | ■             | ■         |           | ■             | ■         |                  |                       |             |                  |                  |                       |                | ■           |        |
| Simplicity                | ■           | ■                | ■                | ■         | ■             | ■         |           | ■             | ■         | ■                |                       | ■           |                  | ■                | ■                     | ■              | ■           |        |
| Tacoma                    |             |                  |                  |           |               |           |           |               |           |                  |                       |             |                  |                  |                       |                |             |        |
| Tahoe                     | ▲           | ▲                | ▲                |           |               |           |           |               | ▲         |                  |                       |             |                  |                  |                       |                |             |        |
| Trio Diamond              | ■           | ■                | ■                |           | ■             | ■         |           | ■             | ■         |                  |                       | ■           |                  |                  |                       |                | ■           |        |
| Yukon                     |             |                  |                  |           |               |           |           |               |           |                  |                       |             |                  |                  |                       |                |             |        |
| Zinc Star                 | ■           | ■                | ■                |           | ■             | ■         |           | ■             | ■         | ■                |                       |             |                  |                  |                       |                | ■           |        |

■ Decorative glass available | ▲ Limited colour options available



| Grained Contemporary Doors | Monza II Augusta Long | Monza II Augusta | Monza II Square | Seminole 3 / 4 / 5 | Oakmont | Twin Moon | Vilamoura | Augusta | Full Narrow |
|----------------------------|-----------------------|------------------|-----------------|--------------------|---------|-----------|-----------|---------|-------------|
| Aurora                     | ■                     | ■                |                 |                    |         |           |           | ■       | ■           |
| Beaumont                   | ■                     |                  |                 |                    |         |           |           |         | ■           |
| Bullseye                   |                       |                  |                 |                    |         |           |           |         |             |
| Cascata                    |                       |                  |                 | ■                  |         | ■         |           |         |             |
| Chelsea                    |                       | ■                |                 |                    |         |           |           | ■       |             |
| Classic                    | ■                     |                  |                 | ■                  |         | ■         | ■         |         | ■           |
| Crystal Flowers            |                       |                  |                 |                    |         |           |           |         |             |
| Deco                       | ■                     |                  |                 |                    |         |           |           |         | ■           |
| Designer Etch              |                       |                  |                 |                    |         |           |           |         |             |
| Diamonds                   |                       |                  |                 |                    |         |           |           |         |             |
| Dorchester                 | ■                     |                  |                 |                    |         | ■         | ■         |         | ■           |
| Eiger                      |                       |                  |                 |                    |         |           |           |         |             |
| Elegance                   |                       |                  |                 | ■                  |         | ■         | ■         |         |             |
| Element                    |                       |                  |                 |                    |         |           |           |         |             |
| Etch Squares               | ■                     |                  |                 |                    |         |           |           |         | ■           |
| Flair                      |                       |                  |                 | ■                  |         | ■         | ■         |         |             |
| Finesse                    |                       |                  |                 | ■                  |         |           |           |         |             |
| French                     |                       |                  |                 |                    |         |           |           |         |             |
| Greenwich                  | ■                     |                  |                 | ■                  | ■       |           | ■         |         | ■           |
| GridLite Etch              |                       |                  |                 |                    |         |           |           |         |             |
| Havana                     |                       |                  |                 |                    |         |           |           |         |             |
| Horizon                    | ■                     | ■                |                 |                    |         |           |           | ■       | ■           |
| Kensington                 | ■                     | ■                |                 | ■                  | ■       | ■         | ■         | ■       | ■           |
| Linear                     | ■                     |                  |                 | ■                  |         |           | ■         |         | ■           |
| MasterLine                 | ■                     |                  |                 |                    |         |           |           |         | ■           |
| Matrix                     | ■                     | ■                |                 | ■                  |         |           | ■         | ■       | ■           |
| Milan                      |                       |                  |                 | ■                  |         | ■         | ■         |         |             |
| Millennium                 |                       |                  |                 | ■                  |         |           |           |         |             |
| Modena                     |                       |                  |                 | ■                  |         |           | ■         |         |             |
| Murano                     | ▲                     |                  |                 | ▲                  |         | ■         | ■         |         | ▲           |
| New Orleans                | ■                     |                  |                 | ■                  |         |           | ■         |         | ■           |
| Prairie                    | ■                     |                  |                 | ■                  |         | ■         | ■         |         | ■           |
| Quartz                     |                       |                  |                 |                    |         |           |           |         |             |
| Reflections                | ■                     | ■                |                 | ■                  |         | ■         | ■         | ■       | ■           |
| Richmond                   | ■                     |                  |                 |                    |         |           |           |         | ■           |
| Roma                       |                       |                  |                 | ■                  |         | ■         |           |         |             |
| Simplicity                 | ■                     | ■                |                 | ■                  | ■       | ■         | ■         | ■       | ■           |
| Tacoma                     |                       |                  |                 |                    |         |           |           |         |             |
| Tahoe                      | ▲                     |                  |                 | ▲                  | ▲       |           | ▲         |         | ▲           |
| Trio Diamond               | ■                     |                  |                 | ■                  |         | ■         | ■         |         | ■           |
| Yukon                      |                       |                  |                 |                    |         |           |           |         |             |
| Zinc Star                  |                       |                  |                 | ■                  |         | ■         | ■         |         |             |

| Inox Contemporary Doors | Barcelona | Nice | Lyon | Munich | Monaco | Paris / Biarritz |
|-------------------------|-----------|------|------|--------|--------|------------------|
| Aurora                  |           |      |      |        |        |                  |
| Beaumont                |           |      |      |        |        |                  |
| Bullseye                |           |      |      |        |        |                  |
| Cascata                 |           |      |      |        |        |                  |
| Chelsea                 |           |      |      |        |        |                  |
| Classic                 |           |      |      |        |        |                  |
| Crystal Flowers         |           |      |      |        |        |                  |
| Deco                    |           |      |      |        |        |                  |
| Designer Etch           |           |      |      |        |        |                  |
| Diamonds                |           |      |      |        |        |                  |
| Dorchester              |           |      |      |        |        |                  |
| Eiger                   |           |      |      | ■      |        |                  |
| Elegance                |           |      |      |        |        |                  |
| Element                 |           |      |      |        |        |                  |
| Etch Squares            |           |      |      |        |        |                  |
| Flair                   |           |      |      |        |        |                  |
| Finesse                 |           |      |      |        |        |                  |
| French                  |           |      |      |        |        |                  |
| Greenwich               |           | ■    | ■    |        |        |                  |
| GridLite Etch           |           |      |      |        |        |                  |
| Havana                  |           |      |      |        |        |                  |
| Horizon                 |           |      |      |        |        |                  |
| Kensington              |           | ■    | ■    |        |        |                  |
| Linear                  |           |      |      |        |        |                  |
| MasterLine              |           |      |      |        |        |                  |
| Matrix                  |           |      |      | ■      | ■      |                  |
| Milan                   |           |      |      |        |        |                  |
| Millennium              |           |      |      |        |        |                  |
| Modena                  |           |      |      | ■      |        |                  |
| Murano                  |           | ▲    |      |        | ▲      |                  |
| New Orleans             |           |      |      |        |        |                  |
| Prairie                 |           |      |      |        |        |                  |
| Quartz                  | ■         |      |      |        |        |                  |
| Reflections             |           |      |      |        |        |                  |
| Richmond                |           | ■    | ■    |        |        |                  |
| Roma                    |           | ■    | ■    |        |        |                  |
| Simplicity              |           |      |      |        |        |                  |
| Tacoma                  |           | ■    | ■    |        |        | ■                |
| Tahoe                   |           | ■    |      |        |        |                  |
| Trio Diamond            |           |      |      |        |        |                  |
| Yukon                   | ■         |      |      |        |        |                  |
| Zinc Star               |           |      |      |        |        |                  |



# Composite Door Sizing

Due to the number of PVC-u profiles available to produce our composite door, certain restrictions in size could apply. The sizes below are an estimation only of the typical range using a standard 70mm outer frame with a 50mm internal height and the definitive size range will be confirmed dependent on survey.

|   |                                      |         | Height<br>with Standard PVC Threshold | Height<br>with Low Alu Threshold | Width  |
|---|--------------------------------------|---------|---------------------------------------|----------------------------------|--------|
|   |                                      |         |                                       |                                  |        |
|    | Single Door                          | Minimum | 2031mm                                | 1986mm                           | 860mm  |
|   |                                      | Maximum | 2130mm                                | 2085mm                           | 1030mm |
|    | Door with Single Composite Sidelight | Minimum | 2031mm                                | 1986mm                           | 1330mm |
|   |                                      | Maximum | 2130mm                                | 2085mm                           | 1500mm |
|    | Door with Single Glazed Sidelight    | Minimum | 2031mm                                | 1986mm                           | 1110mm |
|   |                                      | Maximum | 2130mm                                | 2085mm                           | 2440mm |
|   | Door with Double Composite Sidelight | Minimum | 2031mm                                | 1986mm                           | 1800mm |
|   |                                      | Maximum | 2130mm                                | 2085mm                           | 1970mm |
|  | Door with Double Glazed Sidelight    | Minimum | 2031mm                                | 1986mm                           | 1340mm |
|   |                                      | Maximum | 2130mm                                | 2085mm                           | 3850mm |

## Part M Compliance

|  | Door Width Compliance for Wheelchair Entry |                       | Existing Buildings | New Buildings |
|---|--|-----------------------|--------------------|---------------|
|   |  | Frame Size            | 960mm              | 1010mm        |
|   |  | Minimum Clear Opening | 775mm              | 825mm         |

## Door Style Exceptions

All door styles calculated with low aluminium threshold

|                            | Maximum Height | Minimum Height | Maximum Width | Minimum Width                            |
|----------------------------|----------------|----------------|---------------|--|
| Cottage                    | 2085mm         | 1986mm         | 1030mm        | Solid:<br>810mm<br>Half Glazed:<br>860mm |
| Craftsman/3-Quarter Glazed | 2085mm         | 1986mm         | 1030mm        | 888mm                                    |
| Monza Solid and Glazed     | 2085mm         | 1986mm         | 1030mm        | 866mm                                    |
| Side Panels                | 2135mm         | 2040mm         | 460mm         | 460mm                                    |

\* Dependent upon glazing position(s)



# Technical Specifications

---

## DOORCO 44mm Door

- > Grained GRP SMC skins are available in a wide variety of styles and colours including wood stains
- > Stiles and Rails are manufactured from a water-resistant polymer
- > LVL is used as the main internal reinforcement
- > Skins and sub frame are bonded with a Urethane Adhesive Resin
- > The door is filled with CFC-Free Polyurethane Foam density 44.5 - 45.5kg/m<sup>3</sup>
- > Superior heat and sound insulation
- > Complimentary choice of grained reglazeable cassettes
- > Centre Pane Value of approximately 0.44
- > Doors have exceeded the requirements of PAS24
- > Q-Marked with full manufacturing traceability

## Glass

All the double and triple glazed units used in our doors are manufactured to the highest standard and come with internationally recognised accreditations for performance, strength and thermal efficiency.

## High Performance Units

All units are made with toughened glass to comply with EN12150, the International standard for safety glass. All units are manufactured to the EN1279 standard for quality of seal and life expectancy and come with a manufacturer's 10 year warranty.

## Thermally Efficient

All the standard glass units in our range have insulating features as standard. They are manufactured using Pilkington K low emissivity glass and the airspace is filled with Argon gas to give industry leading thermal efficiency. In addition, we only use warm edge spacer systems including Superspacer and DecoSeal.

## Security and/or Safety Option

Most glazing options can be supplied with an upgrade where the outer pane of toughened glass is replaced with laminated glass which holds together when shattered.

# Care and Maintenance

---

Your new door should keep safe and secure for years to come however with all products and especially those that are exposed to the elements we recommend that you carry out a care and maintenance routine.

- > Door frames should be washed with warm soapy water, however stubborn stains can be removed using specialist PVC-u cleaners and by following the manufacturers' guidelines.
- > The door leaf should only be cleaned using warm water or non-aggressive composite door wipes. No solvent-based product or abrasives should be used as these will damage the surface of the skin.
- > External glass should be cleaned with warm soapy water and cleaned with a proprietary glass cleaner.
- > Hardware can be cleaned with a mild detergent and wiped clean. No harsh chemicals or abrasives should be used.
- > Maintenance of the door may be required to maintain any guarantees from the installer. Hinges should be lubricated with engineering oil. Cylinders can be lubricated with Teflon-based products only, as other oils may cause degradation. If necessary, a small amount of lubricant can be applied to the moving parts such as letterplates, handles and knockers.







Frame Fast House | Ascot Drive | Derby | DE24 8ST  
Telephone 01332 344 459 | Fax 01332 347 544 | Email [info@framefastuk.com](mailto:info@framefastuk.com)  
[www.framefastuk.com](http://www.framefastuk.com)

### Secured by Design



Official Police Security Initiative

Frame Fast are committed to manufacturing and supplying energy efficient Aluminium and PVC-U products and are approved by the BRFC - The British Fenestration Ratings Council.

BFRC Energy Rating A Cert.2929  
BFRC Energy Rating C Cert.2930/2931